

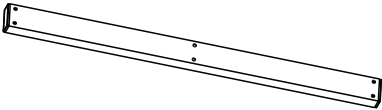








## 1040 · Component

NO.	Name	Sample	Quantity
A	Accessories-1		3
B	Wheel		4
C	Accessories-2		3
D	Gasket ( $\phi 6$ )		18
E	Screw (M6 $\times$ 12)		19
F	Glass		3
G	Hole Plug-1		12
H	Hole Plug-2		24
I	Sucker		13

# 1040 · Installation procedure

