



L E N O X

Enduring Elegance

L E N O X

Luxury Without Pretense



The new Lenox MX pedicure spa chair infuses every client experience with a deeply relaxing exhale, enhanced by exceptional comfort and thoughtful details. Delivering a full range of posh amenities and well-thought-out features, this exquisite model is quintessential for upscale day spas and resorts.



LEATHER: TAUPE / BASE: SAHARA GOLD / BOWL: CHAMPAGNE GOLD





PREMIUM POLYURETHANE LEATHER

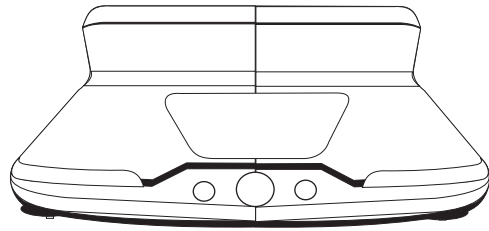


FOLDABLE ARMREST

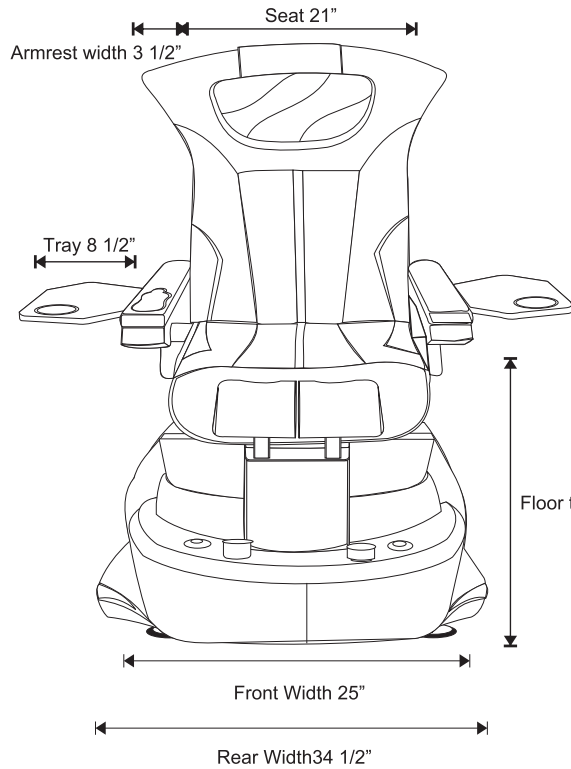


ADJUSTABLE FOOTREST, MULTIFUNCTION SHOWERHEAD

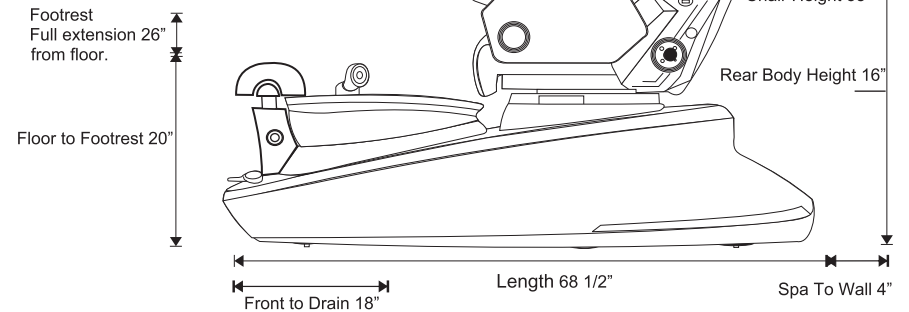
Specification



1/2" Hot & Cold Water Inlet
 1 1/2" Drain Pipe Outlet
 Rear Width 34 1/2"



Dimension & Weight (Shipping)	Lenox MX Pedicure Spa Technician Stool	75L x 41W x 43H 20"W x 21"L x 8.5"H	300 Lbs 19 Lbs
Capacity of Tub	Diamond Pattern Glass Bowl	5 U.S. Gallon	
Switch		On/Off Air Activate Switch	
Power Source	Dedicated 15Amp Wall Outlet Pipeless Whirlpool Motor Massage System	120Vac, 60Hz. In:100-240V 50/60Hz 1.6A Out: 24V 2.5V 120Vac. 60Hz.	
Plumbing	Hot Water Cold Water Drain	0.5" inch (Fitting Provided) 0.5" inch (Fitting Provided) 1.5" PVC Outlet (See Plumbing Instruction)	
Warranty	Pedicure Spa Option	2 Years (See detail in Warranty) 120 Days	



LISTED E242637

Colors

BASE



SAHARA GOLD



MIDNIGHT BLACK



PRISTINE WHITE



CHARCOAL GREY

CHAIR UPHOLSTERY



BLACK



TERRA RED



TAUPE



CHOCOLATE



WHITE



GRAY

**Actual colors may differ due to limitations and variations inherent in the manufacturing process.

BOWLS



BLACK NICKEL



CHAMPAGNE GOLD



CRYSTAL REFLECTIONS

Details & Features

Uncompromising materials and construction, quality and style reinforce elegance, comfort and performance. The Lenox MX is built and designed to serve clients and salon professionals beautifully over the years.

- Pipeless water systems assure fresh, pure and clean water delivery. Reinforced hoses for hot and cold water lines and a dual spray nozzle provide precise operation with easy, predictable control.



FULL SHIATSU MASSAGE MENU IS CONVENIENTLY EMBEDDED IN THE ARM REST

CHAIRS & STOOLS

MONACO

CUSTOMER CHAIR

- OVERALL DIMENSION: 29" X 16" X 25"
- WEIGHT: 43LBS
- SHIPPING DIMENSIONS
 - 27" X 16" X 26" SHIPPING
 - WEIGHT: 43 LBS



GRAY



BLACK



CHOCOLATE



MOCHA



Check the QR Code for details on our entire Furniture Collection



M STOOL

TECHNICIAN STOOL

- OVERALL DIMENSION: 19"W X 23"D
- WEIGHT: 18 LBS
- HEIGHT ADJUSTMENT:
 - LOW PISTON (PEDICURE): 13" TO 16"
 - MEDIUM PISTON (MANICURE): 16" TO 19.5"
- SHIPPING DIMENSIONS 1 IN 1 BOX:
 - 23" X 20" X 14" SHIPPING
 - WEIGHT: 22LBS
- SHIPPING DIMENSIONS 2 IN 1 BOX:
 - 23" X 20" X 17" SHIPPING
 - WEIGHT: 39LBS



TAUPE



BLACK



CHOCOLATE



BURGUNDY

EURO STOOL

TECHNICIAN STOOL

- OVERALL DIMENSION: 19"W X 23"D
- WEIGHT: 17 LBS
- HEIGHT ADJUSTMENT:
 - LOW PISTON (PEDICURE): 13" TO 16"
 - MEDIUM PISTON (MANICURE): 16" TO 19.5"
- SHIPPING DIMENSIONS: 23" X 19" X 15"
- SHIPPING WEIGHT 1 IN 1 BOX: 19LBS
- SHIPPING WEIGHT 2 IN 1 BOX: 36LBS



WHITE



BLACK



MOCHA



CHOCOLATE



RED



GRAY



TAUPE

COOKIE STOOL

TECHNICIAN STOOL

- OVERALL DIMENSION: 17 1/2"W X 18"D
- WEIGHT: 20 LBS
- HEIGHT ADJUSTMENT:
 - LOW PISTON (PEDICURE): 13" TO 16"
 - MEDIUM PISTON (MANICURE): 16" TO 19.5"
- SHIPPING DIMENSION: 23" X 21" X 20"
- SHIPPING WEIGHT 1 IN 1 BOX: 20 LBS
- SHIPPING WEIGHT 2 IN 1 BOX: 35 LBS



TAUPE



BLACK



CHOCOLATE



MOCHA



PATENT LISTED